

LM-MX42 HDMI Matrix

Operating Instruction

4 by 2 HDMI Matrix

Manual Version: Release 1013

Notice

The information in this document is subject to change without notice. Every effort has been made in the preparation of this document to ensure accuracy of the contents, but all statements, information, and recommendations in this document do not constitute the warranty of any kind, express or implied.

Features

1. Routes four Ultra Hi-Def sources to two Ultra HD displays simultaneously.
2. Supports resolutions up to Ultra HD 4K x 2K (3840 x 2160 @ 30Hz) and 1080p Full HD
3. Supports 36 bit Deep Color
4. Supports PCM , Dolby Digital™, and DTS Digital Surround™ ®
5. Audio SPDIF(Coaxial and optical) signal output and Output A signal is simultaneous.
6. Support HDMI input/output cable 10 to 15 meters at 1080p/8-bit resolution
7. Input port 1 is compliant with HDMI1.4/MHL2.0 specification
8. Support CEC function (including Input port 1-4 and Output A)
9. Support HDCP 1.3 specification
10. Support HDMI1.4 ARC(Audio return channel) RX (Output A)
11. 3DTV pass-through
12. IR remote control
13. Surface-mounting ears

Package Contents

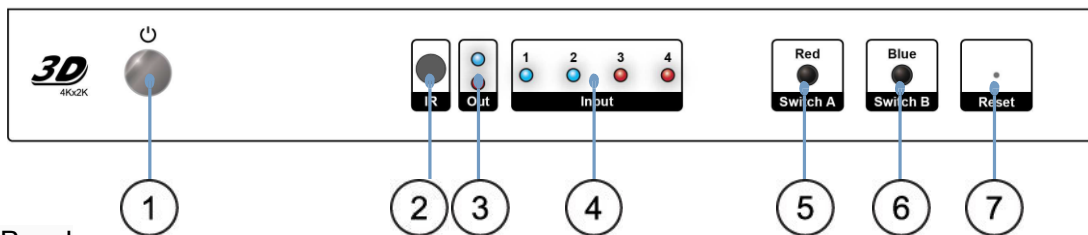
1. 1x HDMI Matrix
2. 1x IR Remote control
3. 2x wall/rack mounts
4. 1x 5V/2A DC Adapter
5. 1x User Manual

Specifications

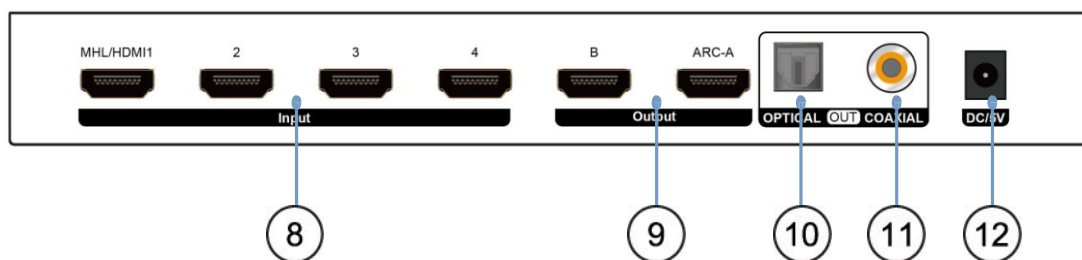
Operating Temperature Range	-5 to +35°C(+23 to +95°F)
Operating Humidity Range	5 to 90%RH (No Condensation)
Bandwidth frequency	10.2Gbps
Input ports	4xHDMI (female)
Output ports	2 x HDMI outputs 1x Optical audio output 1x Coaxial audio output
Resolution outputs	up to 4K x 2K (3840 x 2160 @ 30Hz)
Dimensions (LxWxH)	87x230x28mm
Power consumption	5W(MAX)
Transmission Distance	15m(Maximum)over standard HDMI cable/26AWG
Net Weight	510g

Panel Description

Front Panel

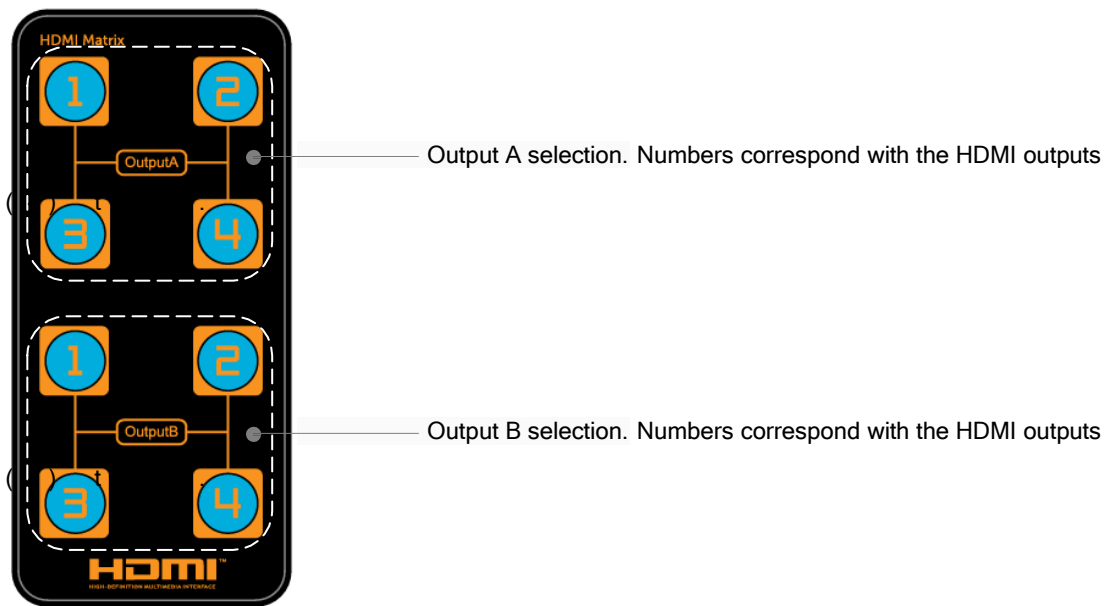


Back Panel

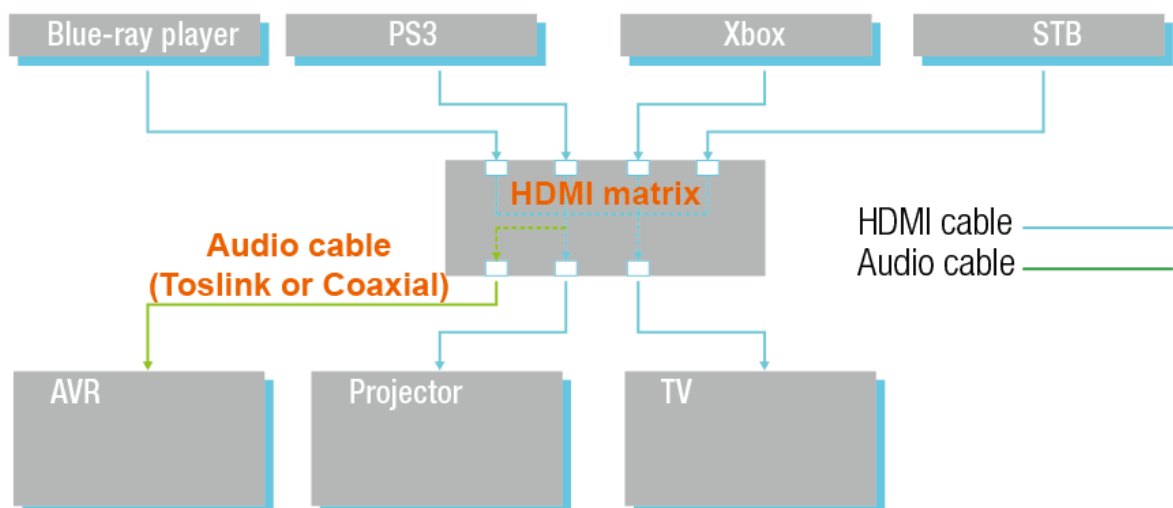


- 1) Power switch.
- 2) IR Receiver Window
- 3) Indicator of HDMI outputs
- 4) Indicator of HDMI Inputs
- 5) Output A Select Button
- 6) Output B Select Button
- 7) Reset button
- 8) HDMI input ports
- 9) HDMI output ports
- 10) S/PDIF audio out: Optical
- 11) S/PDIF audio out: Coaxial
- 12) Power input

Remote Control



Connection Diagram




Audio Return Channel (ARC)

ARC enables a source which connected to a display to route the source audio to an AV Receiver or Amplifier.

steps

1. Make sure the display supports ARC
2. Connect the output port A of HDMI Matrix to **HDMI 1 (ARC port)** of the display (TX).
3. Connect the source to **HDMI 2** of the display.
4. Connect the S/PDIF output port (Optical port or Coaxial port) to an AV Receiver or Amplifier.




Matrix source audio isolate

1. Connect the source with HDMI Matrix.
2. Connect the HDMI matrix to HDMI2 of Display.
3. Connect the S/PDIF output port (Optical port or Coaxial port) to an AV receiver or Amplifier. The source audio can be isolated and transported by the S/PDIF port of AV receiver or Amplifier.

NOTE: make sure ARC function of TV is turned off when isolating the audio from the source.

NOTE: HD audio formats are not supported through S/PDIF. eg. Dolby TrueHD or DTS-HD Master Audio



Safety information

safeguards



To reduce the risk of electric shock, do not expose this product to rain or moisture

PRODUCT SERVICE

1) Damage requiring service: The unit should be serviced by qualified service personnel if:

- (a) The DC power supply cord or AC adaptor has been damaged;
- (b) Objects or liquids have gotten into the unit;
- (c) The unit has been exposed to rain;
- (d) The unit does not operate normally or exhibits a marked change in performance;
- (e) The unit has been dropped or the cabinet damaged.

2) Servicing Personnel: Do not attempt to service the unit beyond that described in these operating instructions. Refer all other servicing to authorized servicing personnel.

3) Replacement parts: When parts need replacing ensure the servicer uses parts specified by the manufacturer or parts that have the same characteristics as the original parts. Unauthorized substitutes may result in fire, electric shock, or other hazards.

4) Safety check: After repairs or service, ask the servicer to perform safety checks to confirm that the unit is in proper working condition.

WARRANTY

If your product does not work properly because of a defect in materials or workmanship, our Company (referred to as "the warrantor") will , for the length of the period indicated as below, (Parts(1)Year ,Labor(90) Days) which starts with the date of original purchase ("Limited Warranty period"), at its option either(a) repair your product with new or refurbished parts, or (b) replace it with a new of a refurbished product. The decision to repair or replace will be made by the warrantor.

During the "Labor" Limited Warranty period there will be no charge for labor.

During the "Parts" warranty period, there will be no charge for parts. You must mail-in your product during the warranty period. This Limited Warranty is extended only to the original purchaser and only covers product purchased as new. A purchase receipt or other proof of original purchase date is required for Limited Warranty service.

Mail-In Service

When shipping the unit carefully pack and send it prepaid, adequately insured and preferably in the original carton. Include a letter detailing the complaint and provide a day time phone and/or email address where you can be reached.

LIMITED WARRANTY LIMITS AND EXCLUSIONS

1) This Limited Warranty ONLY COVERS failures due to defects in materials or workmanship, and DOES NOT COVER normal wear and tear or cosmetic damage. The Limited Warranty ALSO DOES NOT COVER damages which occurred in shipment, or failures which are caused by products not supplied by warrantor, or failures which result from accidents, misuse, abuse, neglect, mishandling, misapplication, alteration, faulty installation, set-up adjustments, misadjustment of consumer controls, improper maintenance, power line surge, lightning damage, modification, or service by anyone other than a Factory Service center or other Authorized Servicer, or damage that is attributable to acts of God.

2) THERE ARE NO EXPRESS WARRANTIES EXCEPT AS LISTED UNDER "LIMITED WARRANTY COVERAGE". THE WARRANTOR IS NOT LIABLE FOR INCIDENTAL OR CONSEQUENTIAL DAMAGES RESULTING FROM THE USE OF THIS PRODUCT, OR ARISING OUT OF ANY BREACH OF THIS WARRANTY. (As examples, this excludes damages for lost time, cost of having someone remove or re-install an installed unit if applicable, travel to and from the service, loss of or damage to media or images, data or other recorded content. The items listed are not exclusive, but are for illustration only.)

3) PARTS AND SERVICE, WHICH ARE NOT COVERED BY THIS LIMITED WARRANTY, ARE YOUR RESPONSIBILITY.